



Lake Forest Park Police Department Annual Report

2018

CHIEF C. STEPHEN SUTTON,
LAKE FOREST PARK POLICE DEPARTMENT
17425 Ballinger Way NE
Lake Forest Park, WA 98155
(206) 364-8216
www.cityofflp.com/police
facebook.com/LakeForestParkPD
twitter.com/lfpd_police

Contents

<u>Message from the Chief</u>	3
<u>About the Annual Report</u>	4
<u>Organizational Chart</u>	5
<u>Patrol Districts</u>	6
<u>Operations Division</u>	7
<u>Operations Highlight</u>	8
<u>Calls for Service</u>	9
<u>Incidents</u>	10
<u>Criminal Activity</u>	11
<u>Property Crimes</u>	12
<u>Domestic Violence</u>	13
<u>Collisions</u>	14
<u>Tickets</u>	15
<u>Traffic Safety Photo Enforcement</u>	16
<u>Specialty Units</u>	17
<u>Support Services Division</u>	18
<u>Investigations</u>	19-21
<u>Investigations – Highlights</u>	22
<u>Training</u>	23
<u>State Accreditation</u>	24
<u>Community Policing / Outreach</u>	25-27
<u>World we live in today</u>	28
<u>Department Awards</u>	29

Chief of Police

Message from your Police Chief...



Chief C. Stephen Sutton

Dear Lake Forest Park Residents,

I am pleased to present you with the 2018 Lake Forest Park Police Department Annual Report. The report provides information crime data, service efforts & accomplishments, crime trends and budget information. There are 22 full-time employees assigned to the Lake Forest Park Police Department. Most officers are in the patrol division; additionally, we have a traffic unit, criminal investigation detectives, canine unit, prof. support staff, sergeants, a captain and police chief.

Over the past several years, it has been the vision of the Police Department “to ensure the City of Lake Forest Park is one of the safest cities in the Puget Sound Region achieved through the delivery of quality law enforcement services.” In 2018, we accomplished this task through the hard work of our employees, combined with the engaged community of Lake Forest Park. Last year, Lake Forest Park ranked the 13th safest City in the State of Washington (Source: Nat’l Council for Home Safety and Security). Residential Burglaries were down 33% to the lowest total in decades. Amazing!

Staffing remains an issue for the Police Department. A study was completed two years ago, and it was determined that the department needed an additional three officers to complement the existing staff. Despite being short not only on paper, the department once again experienced staffing issues due to long-term injuries and staff leaving for other opportunities. That said, staff responded to nearly 12,000 incidents throughout the year, made over 3,000 traffic stops, and made 255 arrests.

The National narrative in policing continues to be mistrust by citizens, police that use excessive force, and race relations. I am very proud of the fact that the LFP community trusts their police department, as we receive positive feedback on a daily basis.

Our effort in community outreach is second to none: Shop with a Cop, Chief for a Day, Special Olympics Salmon BBQ, National Night, Cops in Schools, Pink Patch Project for Cancer, and the list goes on.

In 2018, the department received only eight personnel complaints, all of which were determined “unfounded.”

During the 255 physical arrests made by officers, only 10 involved force of any kind being applied by officers. That is 3.9% of arrests involved the use of force. Every use of force incident requires a supervisor to respond and review the circumstances – none were determined improper.

To learn more about the services that the Lake Forest Park Police Department provides, please visit our webpage at www.cityoflfp.com or follow us on Twitter at twitter.com/lfpdp_police. On our webpage, you will find information on our annual operations plan, racial profiling report, and much more. I’m proud of the men and women of the Lake Forest Park Police Department who are committed to keeping you and your family safe. It’s an honor to serve as your police chief.

C. Stephen Sutton
Chief of Police

About the Annual Report

The Annual Police Report contains information on the service efforts and accomplishments of the Lake Forest Park Police Department to support its vision, mission, and goals.

The goal of the report is to keep the City of Lake Forest Park residents, staff, administrators and elected officials informed of the activities of the police department and crime activity in the city. It highlights the good work of the men and women of the department, while emphasizing the value they bring to the citizens on a daily basis.

The report has three sections; Operations, Support Services, and Employees.

The report is produced by the City of Lake Forest Park Police Department. Questions about the report can be directed to the Lake Forest Park Chief of Police.

Lake Forest Park Police Department Mission, Goals, & Core Values

Vision

Our vision is to ensure the City of Lake Forest Park is one of the safest cities in the Puget Sound Region achieved through the delivery of quality law enforcement services.

Mission

Our mission is to develop and support a team of professionals who consistently seek and find innovative policing strategies to affirmatively promote, preserve, and deliver those quality services which enhance the security and safety in our community. To support this mission, we will work in strong partnership with the community.

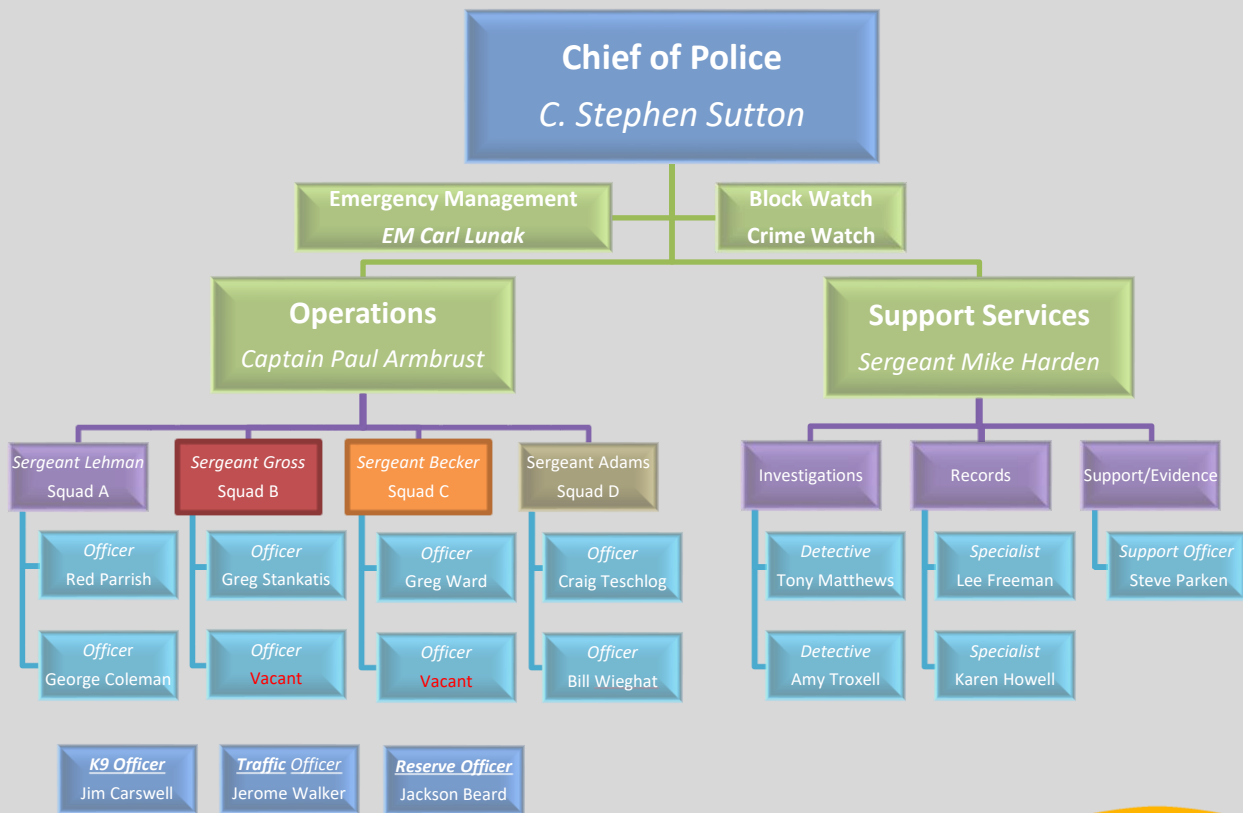
Goals

To realize this mission, the City of Lake Forest Park Police Department has adopted the following goals and objectives:

1. Reduce crime and collision loss in our community.
2. Provide quality services and innovative policing strategies delivered through excellent customer service.
3. Provide appropriate resources to employees that foster a safe, ethical, innovative, knowledgeable, and healthy workforce.
4. Provide emergency management oversight for the Northshore Emergency Management Coalition.



Organizational Chart

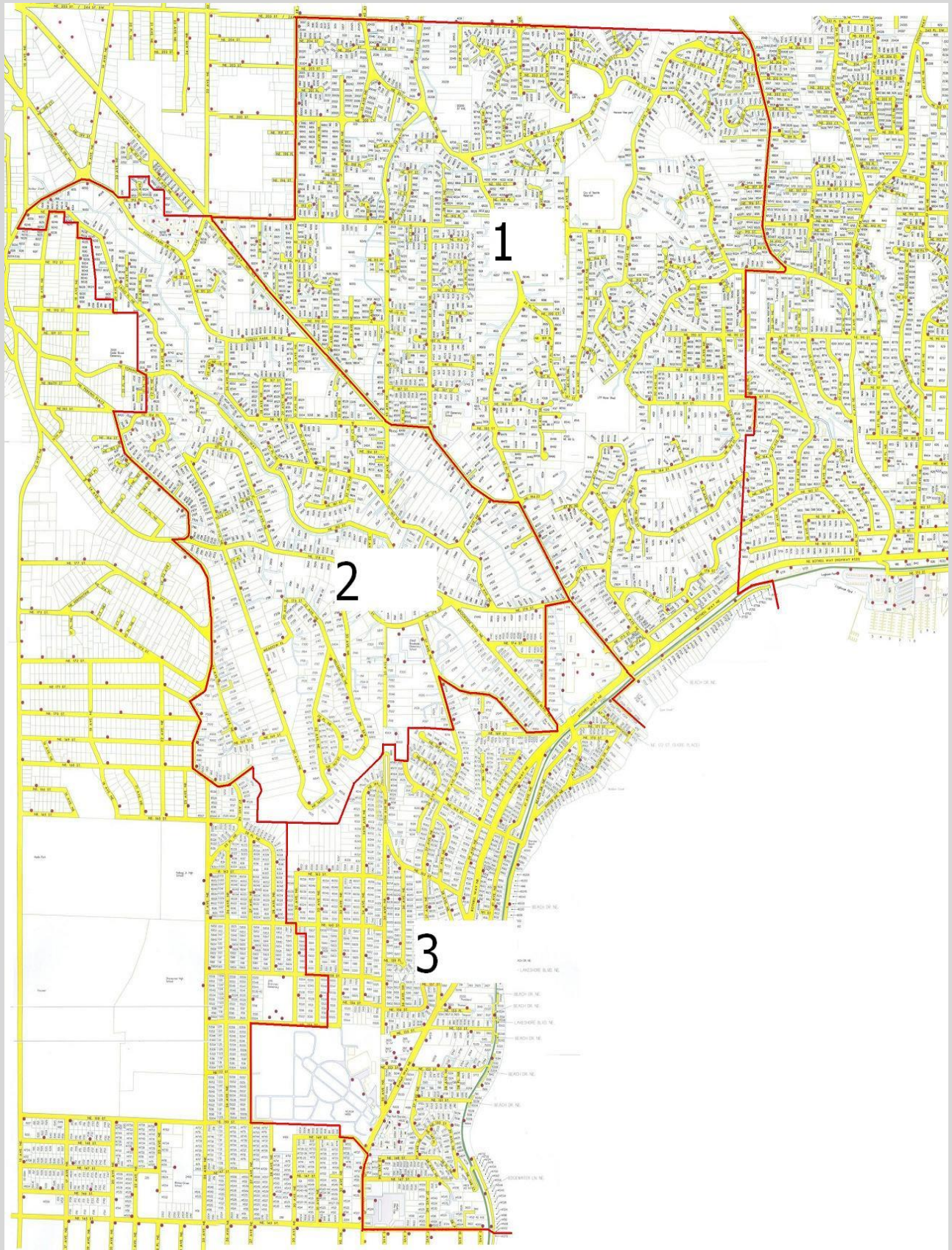


Additional Notes: During the year, the traffic officer and K9 officer were both assigned to regular patrol duties and were unable to perform their assigned functions as designed. The reserve officer began working two days a week to assist with coverage in June.

Patrol Additional Duties: Traffic, K9, Gangs, Graffiti, Training, and Narcotics

Support Services Additional Duties: Public Disclosure, Policy Manual, Auditing, Background Checks, Firearm Licensing, Fingerprinting, Equipment Maintenance and Purchase, and Budgeting.

City of Lake Forest Park Patrol Districts



Operations Division



**Operations Captain
Paul Armbrust**

The Operations Division provides professional police services to the citizens of Lake Forest Park 24 hours a day, seven days a week. The Division consists of three squads in the Patrol Section, the K9 Unit, the Traffic Unit, Crime Watch, and Block Watch. Other functions include: Narcotics enforcement, Training, SWAT, and Gang/Graffiti investigations. Captain Paul Armbrust oversees the Operations Division and can be reached at parmbrust@cityoflfp.com or 206-364-8216.

Staffing our patrol division continues to be challenging. We saw two seasoned officers depart from the city and hired two young capable new officers. Both of these new hires will be in training through May 2019. Again, our Traffic and K9 Officers were assigned to cover patrol shifts to meet our minimum staffing. That didn't stop us from being successful in reaching or exceeding most of our operational goals.

For the third year in a row through our partnership with the citizens of Lake Forest Park we were able to reduce the number of residential burglaries below our five-year average. This is a testament to our "See Something Say Something" campaign. Look for new and innovative social media programs coming in 2019.

Our Traffic Safety Plan will be updated in 2019 but continues to address our community's needs. Through joint efforts within the city six permanent speed activated warning signs have been installed. We also began a collaborative Traffic Calming program which brings citizens, traffic engineers and the police department to the table in an effort to address specific neighborhood issues through data collection, sound and appropriate engineering and enforcement. Distracted drivers continue to be a major contributing factor to our collisions but it appears our emphasis efforts are beginning to make a difference. We continue in our partnership with the Washington Traffic Safety Commission along with our state's Target Zero Program. This is carried out through grant funding and once again has been secured for 2019.

Whether it's our daily visit with the children at one of our schools, supporting Special Olympics through their salmon barbeque, or bringing joy to less fortunate families through our Holiday Heroes event, every one of your officers is committed to serving you and this community. Your continued support and commitment of their efforts does not go unnoticed. This mutual commitment has built incredible trust and gets us closer than ever to fulfilling our department's vision of ensuring Lake Forest Park is one of the safest cities in the Puget Sound Region.


Paul Armbrust
Operations Division Commander

Operations Division

Patrol Success Stories of 2018

Amber Alert

On 3/28/18 at about 1055 hours, LFP Officers responded to a 911 call of a disturbance at a residence in LFP. Upon arriving, officers were notified that a highly intoxicated man took a young boy without permission and fled the scene. The LFPD immediately began work on activating the City's first ever Amber Alert. The suspect was involved in a collision and altercation in South King County as the Amber Alert was sent out statewide. Within 30 minutes of the Alert, citizens in Seattle were calling with sightings, and within 45 minutes, the Seattle Police Department successfully took the suspect into custody. This is a great example of interagency cooperation and real-time information getting to the public to help solve crime.



Domestic Violence

On 01/06/2018 at around 1237 hours, LFP Officers were dispatched for a possible domestic that occurred. The caller stated that the window to her vehicle was busted out and that the suspect had threatened to kill her. Officers arrived and detained the suspects. Officers noticed that the suspect's hands were cut and bleeding. Aid was summoned and they tended to the suspect injuries. During their investigation, LFP Officers determined the suspect and victim were arguing. The suspect armed himself with a knife from the kitchen and kicked in the bathroom door causing damage. The suspect was yelling and screaming at the victim and stated that he was going to "kill her" while holding the knife. The victim stated that as she was trying to leave, the suspect punched the driver side window to her vehicle smashing the glass. After the victim had left the residence, the suspect started sending threats via text. Criminal charges were referred to the Prosecutor.

Residential Burglary

On 4/10/2018, at about 1035 hours, Lake Forest Park Police were dispatched to a residential burglary in progress on Ballinger Way NE. Dispatch reported that the victim's son was chasing the suspect from the residence on foot. Dispatch also advised that the son had discovered the suspect in his father's house and chased the suspect through the woods. Police from surrounding agencies responded to assist. As perimeter positions for the incoming units were being assigned, a nearby neighbor reported to officers that there was a subject trying to hide in his carport. The burglary suspect was contacted by LFP officers hiding in the car port. The son was brought to the location for an infield show up. Without hesitation, the son stated that he was 100 % sure that the suspect caught by police was the subject he caught breaking into his Dad's house and chased into the woods. King County AFIS mobile responded and processed the crime scene. During his interview, the suspect stated, "I only broke in because I was cold and needed clothes." The suspect was charged with residential burglary.

Calls for Service - Incidents

<i>Type of Call</i>	<i>2014</i>	<i>2015</i>	<i>2016</i>	<i>2017</i>	<i>2018</i>	<i>+/-</i>	<i>vs. Last Year</i>
911 / Information	350	318	284	160	171	7%	↑
Alarms	366	371	395	361	319	-12%	↓
Assault / Fights / Harassment	58	76	64	55	60	9%	↑
Burglary / Theft	462	425	367	378	427	13%	↑
Disturbance / Noise	208	194	201	190	168	-12%	↓
Domestic	74	65	60	64	48	-25%	↓
Investigations	1387	1745	1797	1923	1619	-16%	↓
Juvenile	50	51	48	50	39	-22%	↓
Liquor / Narcotics	76	77	79	63	41	-35%	↓
Miscellaneous	1606	1264	1785	1846	1729	-6%	↓
Parking	253	346	319	289	257	-11%	↓
Property	77	95	86	92	85	-8%	↓
Public Service	1832	2481	2781	2891	3055	6%	↑
Traffic	2709	3735	3188	4275	3903	-9%	↓
Trespass	55	64	40	45	51	13%	↑

Calls for Service / Incidents

“Calls for Service” come in through dispatch as many different call types. For 2018, there were 106 different call types that have been combined into these 15 broad categories.

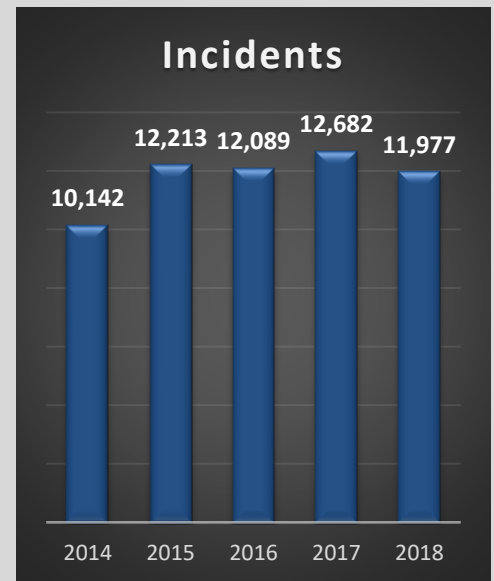
For example, the type of call category “Burglary/Theft” includes (10 specific types): Burglary, Forgery, Fraud, Identity Theft, Motor Vehicle Recovery, Motor Vehicle Theft, Possession of Stolen Property, Robbery, Theft, and Vehicle Prowl.

Call types are assigned by dispatcher and may/may not reflect the true nature of the call or report type completed by the officer. For example, a traffic stop incident type could change to a DUI report based on the officer’s investigation.

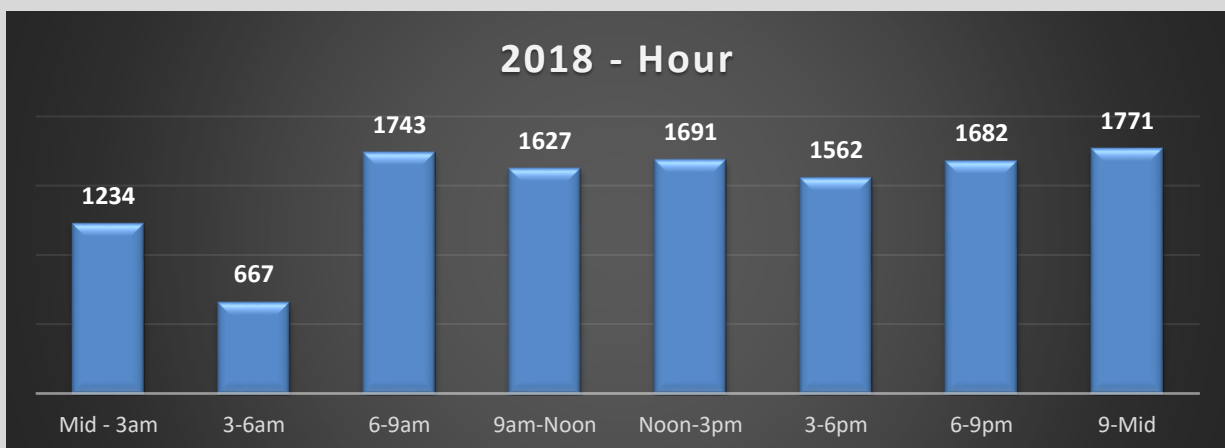
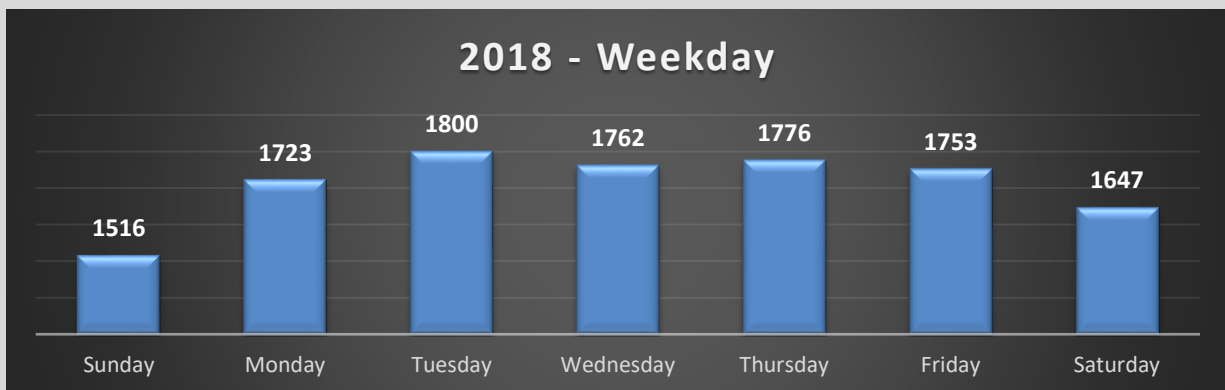
Incidents

Incidents	2014	2015	2016	2017	2018
January	881	1031	1162	1144	906
February	703	881	981	1034	948
March	989	1013	1068	1187	986
April	864	956	916	1136	997
May	773	1089	962	1220	1050
June	681	1139	1049	1202	1164
July	875	1026	1059	1133	1169
August	968	1072	1155	997	1203
September	954	900	980	967	814
October	786	1162	998	950	944
November	797	1007	873	887	870
December	871	937	886	825	926
TOTAL	10,142	12,213	12,089	12,682	11,977

****Incidents include officer-initiated police service**



Five-year average: 11,821



Activity

<i>Overview</i>	<i>2014</i>	<i>2015</i>	<i>2016</i>	<i>2017</i>	<i>2018</i>	<i>+/-</i>	<i>vs. Last Year</i>
Incidents	10142	12213	12089	12682	11977	-6%	↓
Case Reports	849	834	830	828	817	-1%	↓
Arrests	242	239	241	229	255	11%	↑
Traffic Stops	2512	3434	2614	3312	3014	-9%	↓
Traffic Infractions	1157	1638	836	1475	1322	-10%	↓
Criminal Traffic	210	196	145	134	133	-1%	↓
Drug Arrests	31	40	73	86	80	-7%	↓
Domestic Incidents	72	68	60	64	48	-25%	↓
DUI Arrests	43	31	33	26	27	4%	↑
Fraud/Forgery/ID	69	78	51	61	50	-18%	↓
Graffiti	24	10	55	34	12	-65%	↓
Malicious Mischief	119	131	150	124	76	-39%	↓
Vehicle Prowls	46	57	70	64	61	-5%	↓

PART I CRIMES are also referred to as “Index Crimes” (FBI – UCR)



<i>Cases</i>	<i>2014</i>	<i>2015</i>	<i>2016</i>	<i>2017</i>	<i>2018</i>	<i>+/-</i>	
Violent Crime							
Homicide	0	0	0	0	0	0%	--
Rape	1	2	6	2	5	150%	↑
Robbery	3	3	4	4	9	125%	↑
Assault	46	39	38	52	37	-29%	↓
Property Crime							
Arson	0	0	0	1	3	200%	↑
Burglary	97	76	51	50	39	-22%	↓
Vehicle Theft	41	8	10	16	14	-13%	↓
Theft	202	162	144	152	215	41%	↑
PSP (Possession of Stolen Property)	23	24	14	18	16	-11%	↓

Property Crimes

For a more detailed view of “Property Crimes” this graph shows a breakdown of the different types of property crimes reported to the police department.

<i>Property Crimes</i>	<i>2014</i>	<i>2015</i>	<i>2016</i>	<i>2017</i>	<i>2018</i>	<i>+/-</i>	<i>vs. Last Year</i>
Burglary – 1st & 2nd Degree	4	13	21	14	15*	7%	↑
Burglary – Residential	93	63	30	36	24*	-33%	↓
Forgery and Fraud	20	23	16	20	19	5%	↓
ID Theft	49	55	35	41	31	17%	↓
Malicious Mischief	119	131	150	124	76	-17%	↓
MV Theft	41	8	10	16	14	-13%	↓
Possession of Stolen Property	23	24	14	18	16	-11%	↓
Theft	202	162	144	152	215	41%	↑
Vehicle Prowl	46	57	70	64	61	-5%	↓

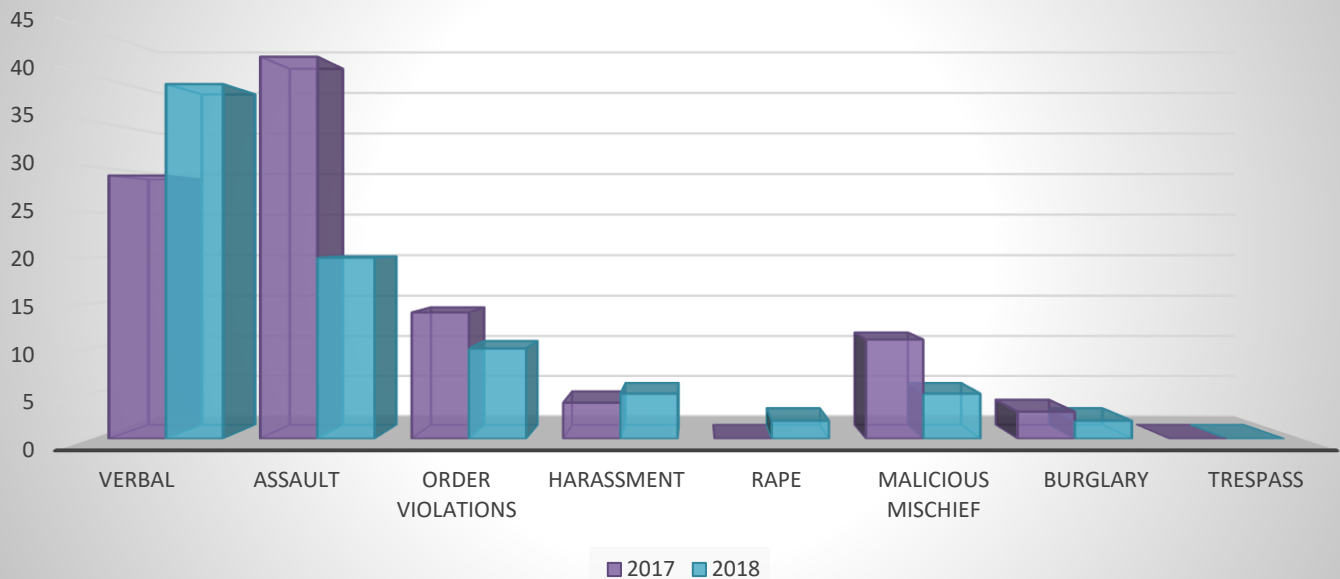
*of the 39 burglaries in 2018, 6 were identified as commercial



Domestic Violence

<i>Domestic Violence Incidents</i>	<i>2014</i>	<i>2015</i>	<i>2016</i>	<i>2017</i>	<i>2018</i>
Verbal – No Crime	37	34	25	29	39
Assault	22	26	28	42	20
Order Violations	13	9	10	14	10
Harassment	6	13	2	4	5
Rape	0	1	1	0	2
Malicious Mischief	4	8	7	11	5
Burglary	1	0	0	3	2
Trespass	1	0	2	0	0

Domestic Violence Related



Verbal Domestic - Argument between persons with no physical contact.

Assaults - Argument between persons who get physical with each other (i.e. pushing, shoving, slapping, hitting with hands/feet, etc.)

Court Order Violation - Protection orders, harassment orders, no contact and restraining orders. These orders are issued by Courts for the protection of domestic violence victims or for subjects being harassed by known subjects.

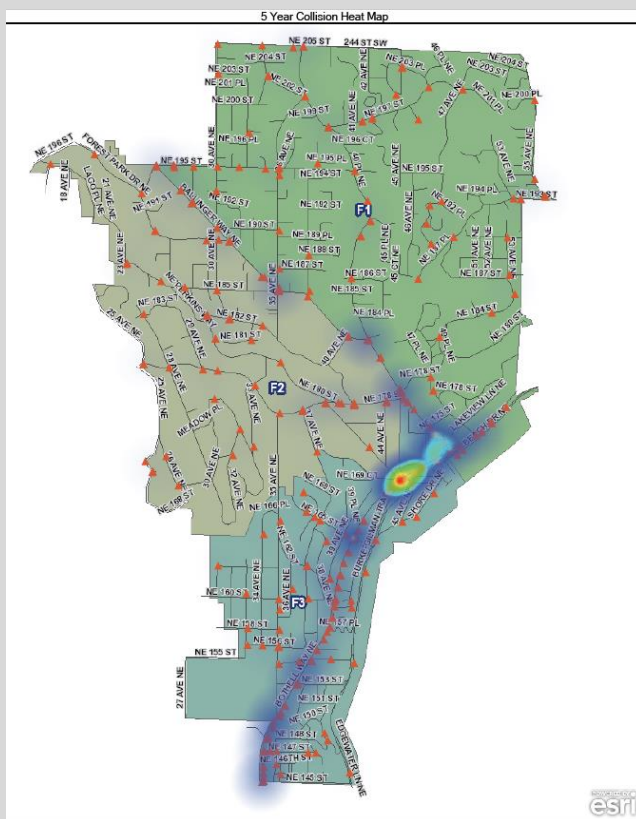
Collisions

'152'

Average Collisions over the past 5 years

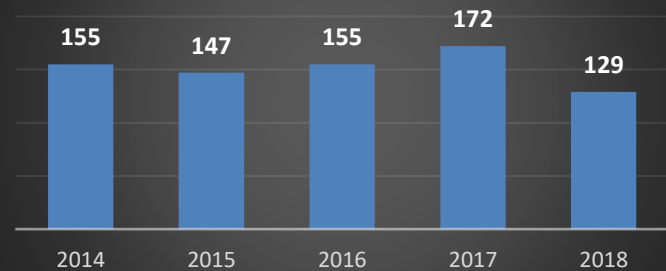
Prior to 2012, there was a yearly average of **115** collisions. This is a **32%** increase from 2012's average.

HWY 520 Tolling Began December 2011



Heat map of 2018 Collisions in the City of LFP

Collisions



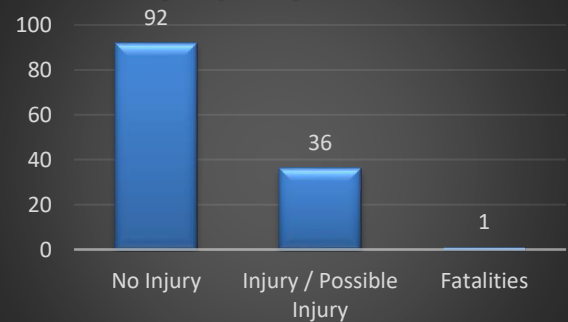
Other Collision Information 2017 2018

Hit and Run	28	19
Bicycle Involved	4	5
Pedestrian Involved	4	6
DUI Related	4	4

Injuries 2017 2018

No Injury	125	92
Injury / Possible Injury	46	36
Fatalities	1	1
Total	172	129

Injury Report - 2018



Top 3 locations in 2018 for reported collisions:

- 17000 BOTHELL WAY NE
- BOTHELL WAY NE / BALLINGER WAY NE
- 17500 BALLINGER WAY NE

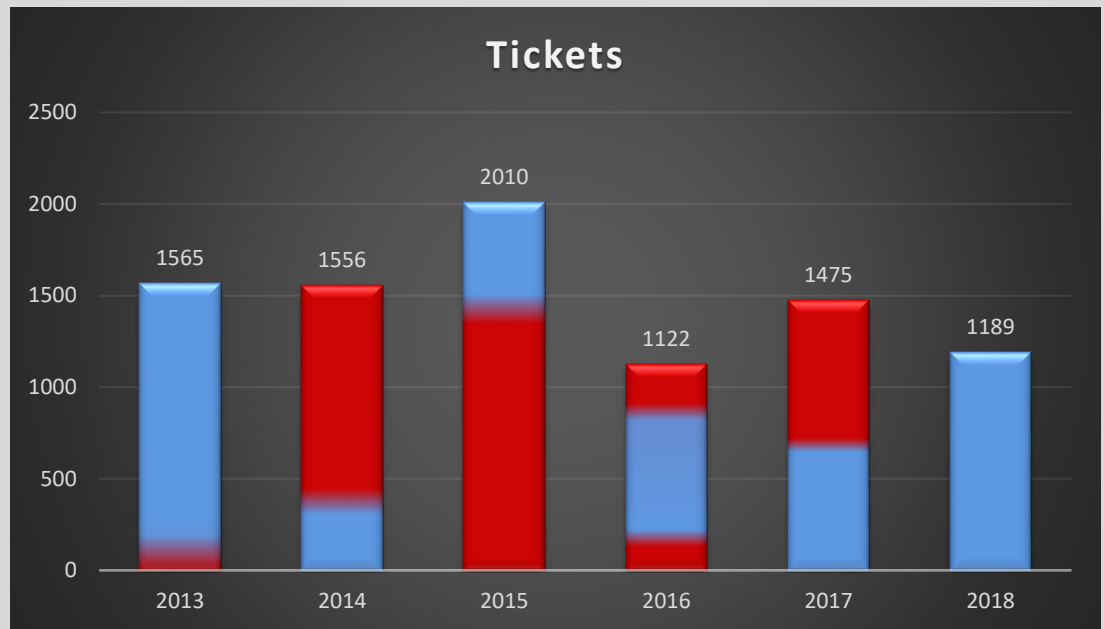
Top 3 locations for Collisions in the last 5 years:

- 17000 BOTHELL WAY NE
- BOTHELL WAY NE / BALLINGER WAY NE
- 16500 BOTHELL WAY NE

Tickets Issued

Red indicates the Traffic Officer was working the Traffic Unit detail.

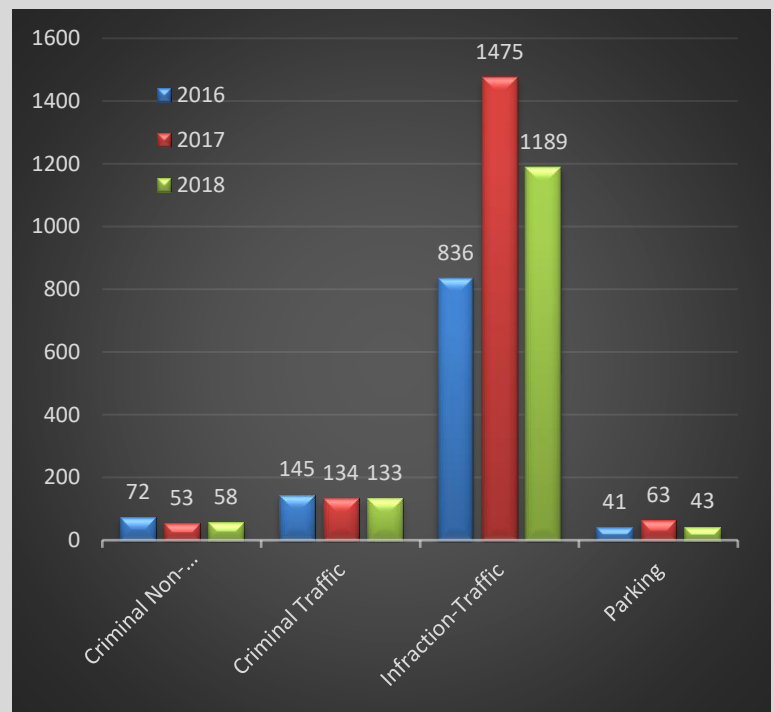
Blue indicates the Traffic Officer was reassigned General Patrol due to staffing (or out on injury).



Type of Tickets	2016	2017	2018
Correction Notice	3	0	2
Criminal Non-Traffic	72	53	58
Criminal Traffic	145	134	133
Infraction-Non-Traffic	25	20	14
Infraction-Traffic	836	1475	1189
Parking	41	63	43
Total	1122	1745	1439

As you can see, there has not been a consistent year with the traffic officer working only the traffic detail.

Staffing issues have plagued the department for many years. Traffic and canine officers have been assigned to do patrol duties until fully staffed.



In 2018, the traffic officer retired due to injury. In July, a new officer was assigned to this unit. Due to staffing issues, he continued to be assigned to a patrol squad throughout 2018.

Traffic Safety Photo Enforcement

Traffic safety camera systems are a safety measure designed to reduce and prevent speeding and collisions, while at the same time providing a force-multiplier for the police force. The goal of our program, since beginning in 2009, has been pedestrian safety in our school zones, and collision reduction on SR 522 (Bothell Way).

In 2018, the City added an additional red-light camera at SR 104 (Ballinger Way NE) and SR 522 (Bothell Way NE). This intersection has consistently been in the top collision areas within the City of Lake Forest Park. The City currently operates three red-light camera locations on SR 522 at SR 104, NE 170th Street, and NE 165th Street. Additionally, the City operates four school zone camera locations; LFP Elementary School (35th Ave NE), LFP Elementary School (40th PL NE), Brookside Elementary School (NE 178th St) and Brookside Elementary School (37th Ave NE).

School Zone Camera Performance (Citations)

Camera Location	2013	2014	2015	2016	2017	2018	vs. Last Year
LFP Elementary School (35 th Ave NE / NE 187 th St)	3,561	3,706	2,501	2,841	2,642	2,925	↑
LFP Elementary School (40 th PL NE / 185 th St)	435	1,183	1,856	1,657	1,928	2,304	↑
Brookside Elementary School (NE 178 th St / 37 th Ave NE)	1,826	2,433	980	2,507	3,322	3,147	↓
Brookside Elementary School (37 th Ave NE)	N/A	N/A	N/A	646	679	749	↑

Red Light Camera Performance

Bothell Way NE / SR104	2014	2015	2016	2017	2018	vs. Last Year
Collisions	N/A	N/A	N/A	N/A	14	
Citations	N/A	N/A	N/A	N/A	1,971	

Bothell Way NE / NE 165 th St	2014	2015	2016	2017	2018	
Collisions	10	7	7	17	6	↓
Citations	4,544	2,144	1,856	4,008	2,575	↓

Bothell Way NE / NE 170 th St	2014	2015	2016	2017	2018	
Collisions	20	6	16	8	11	↑
Citations	N/A	94	715	71	1,910	↑



In 2018, the City installed five permanent Active Speed Signs as a part of its Safe Streets and Traffic Calming efforts.



Traffic Unit


Lake Forest Park Traffic Unit

The Traffic Officer utilizes an unmarked patrol vehicle or a police motorcycle to conduct targeted traffic enforcement around the city. He typically works with other patrol officers focusing on the Department's Traffic Safety Plan, and other problem areas identified through Traffic Calming Projects and Citizen Complaint.



Canine Unit

The Lake Forest Park Canine (K-9) Unit is Officer Carswell. His "partner" is Hector and finds illegal narcotics.



<i>Canine Stats</i>	<i>2016</i>	<i>2017</i>	<i>2018</i>	<i>+/-</i>
<i>Applications</i>	17	28	10	↓
<i>LFPPD</i>	5	12	4	↓
<i>Other Agency Assist</i>	12	16	6	↓
<i>Total Vehicles</i>	16	25	13	↓
<i>Narcotic Weight</i>	116 grams	189 grams	.13 grams	↓
<i>Currency</i>	\$3555.00	\$6412.00	\$.00	↓

Heroin was the most seized illegal narcotic. Numerous paraphernalia items, including scales, pipes, burglary tools, and an illegal weapon were seized.

Support Services Division



**Administrative Sergeant
Mike Harden**

The Support Services Division assists and supports in the daily operation of police department. The division strives for quality customer support through the delivery of services that enhance the overall mission of the department. The division consists of the Investigations, Records, Professional Standards, Training, Evidence/Property, Recruitment, and Equipment/Resources. The goal of the division is to support the operations division.

Support Services Officer

The police department employs a full-time specialty commissioned officer to maintain the Property/Evidence Unit, Prisoner Transport, and Court Security services. The Support Services Officer also assists with building security and staff emergency preparedness.

Records Unit

Annually, the Records Unit personnel enter thousands of police reports and documents into the Law Enforcement Records Management System. The Records Unit is responsible for a wide variety of tasks that include:

- Accurately processing, maintaining and disseminating police records that include confidential and sensitive data.
- Completing case referrals to the City of Lake Forest Park Prosecutor's Office and the King County Prosecuting Attorney's Office for consideration of filing.
- Background checks, concealed pistol permits, entertainer licensing, fingerprints, among other services.
- Maintains the drug take-back program, which enables citizens to destroy unwanted and leftover drugs.

Investigations Unit

The Investigations Unit consists of two full-time detectives. Each detective is trained on a wide variety of criminal activity and the unit works an average of 60 open cases a month. Generally, felony and juvenile cases are forwarded to detectives for further follow-up and filing.

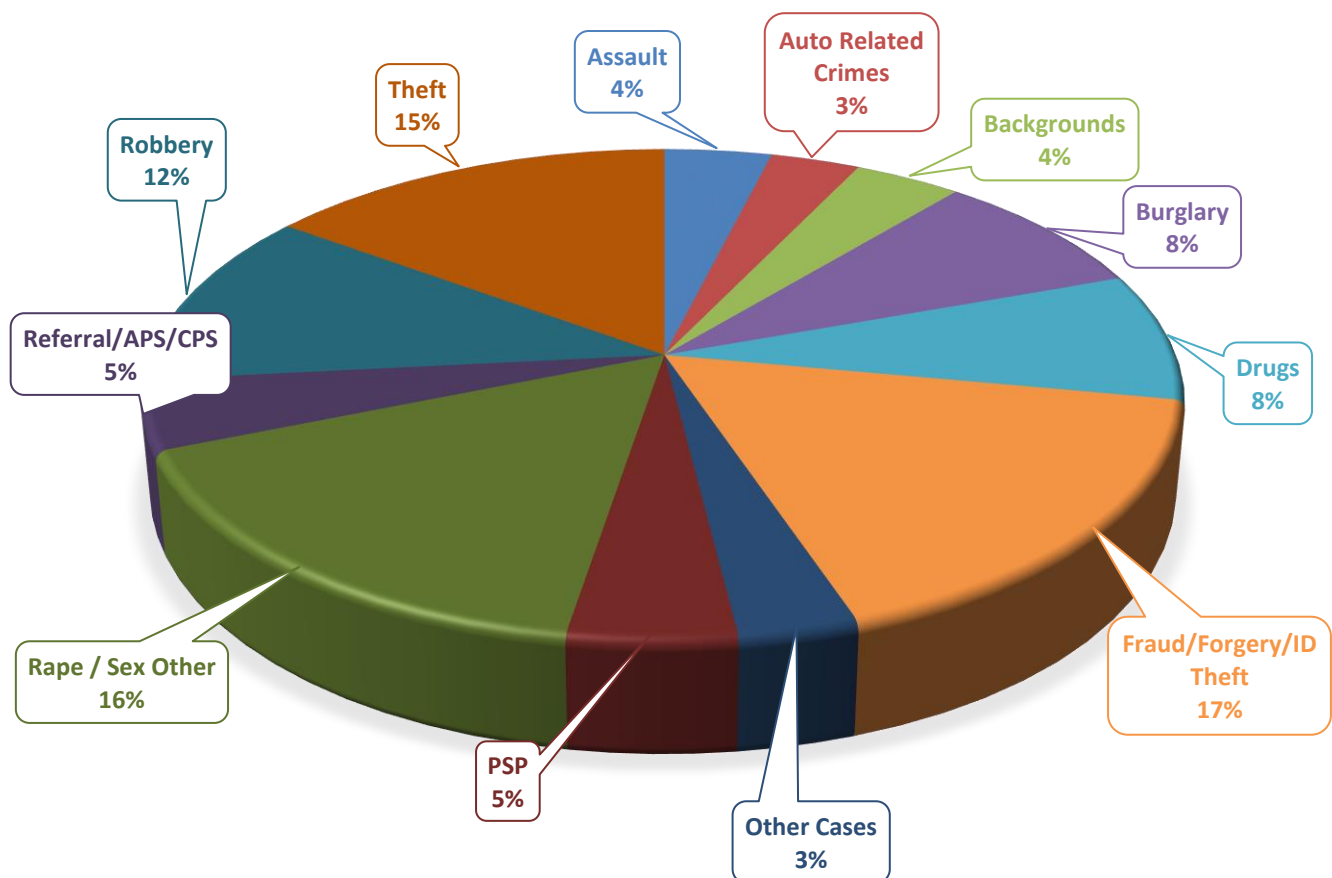
Detective Matthews manages the website [CanYouID.me](https://www.canyouid.me). In 2018, the website received a major update. This gave users a much easier time looking for specific areas of those of interest. We had the support of several agencies that donated to the cost of the upgrade. Detectives from all over the state use this website to upload photographs of subjects they are trying to identify. At the end of 2018, there were 410 subjects identified, with 46 identified in 2018. There were over 48,000 visits to the site with over 458,000 page-views. This is an amazing resource for area detectives/investigators.

Mike Harden
Support Services Division Commander

Investigations

Incoming Investigations	2013	2014	2015	2016	2017	2018	vs. Last Year
Assault	8	6	4	2	14	6	↓
Auto Related Crimes	5	8	1	9	9	5	↓
Backgrounds	11	7	9	7	10	6	↓
Burglary	32	40	32	15	18	13	↓
Fraud/Forgery/ID Theft	20	18	20	15	19	13	↓
Other Cases	37	14	21	23	54	26	↓
PSP	1	11	6	0	4	5	↑
Rape / Sex Other	4	4	4	12	5	7	↑
Referral/APS/CPS	20	15	12	11	19	25	↑
Robbery	1	2	1	5	3	7	↑
Theft	23	16	8	6	20	18	↓
VUCSA (Drugs)	8	12	14	22	30	23	↓
Total	181	163	138	127	205	154	↓

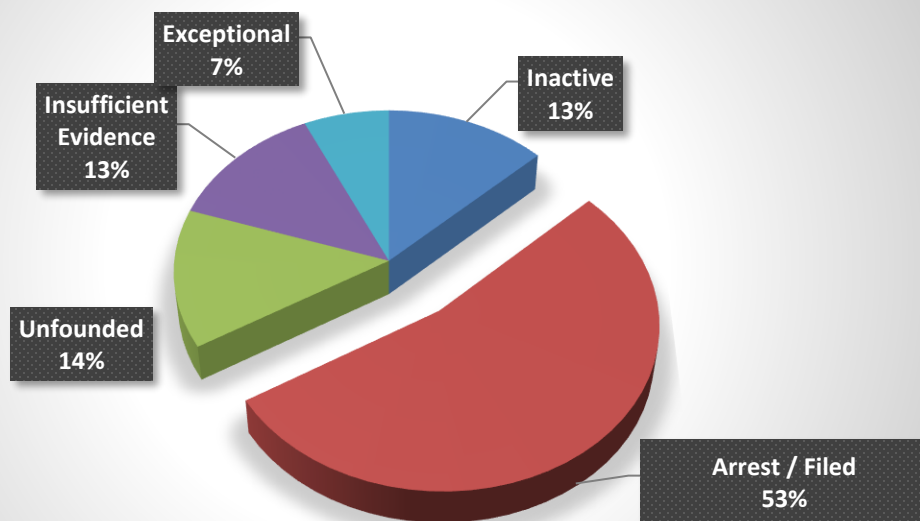
2018 - CASES ASSIGNED TO DETECTIVES



Investigations

Completed Investigations	2013	2014	2015	2016	2017	2018	vs. Last Year
<i>Assault</i>	6	4	5	4	14	5	↓
<i>Auto Related Crimes</i>	6	6	3	5	11	6	↓
<i>Backgrounds</i>	0	7	11	7	9	7	↓
<i>Burglary</i>	43	35	43	19	20	10	↓
<i>Fraud/Forgery/ID Theft</i>	16	16	28	22	18	10	↓
<i>Other Cases</i>	33	14	19	16	57	23	↓
<i>PSP</i>	0	5	10	3	3	6	↑
<i>Rape / Sex Other</i>	2	4	5	10	8	5	↓
<i>Referral/APS/CPS</i>	18	16	11	10	19	24	↑
<i>Robbery</i>	3	0	3	5	4	4	↓
<i>Theft</i>	24	15	14	4	14	18	↑
<i>VUCSA (Drugs)</i>	7	10	14	21	27	20	↓
Total	158	132	166	126	204	138	↓

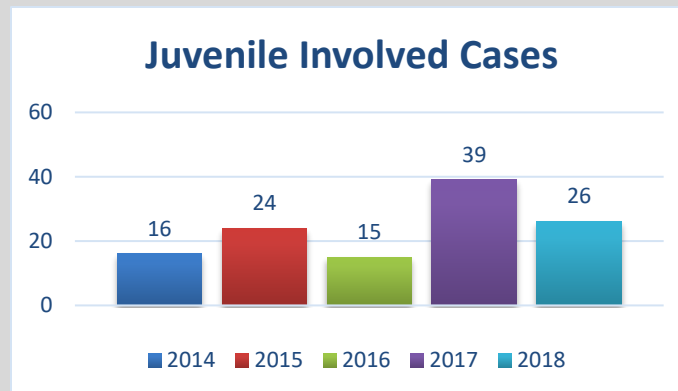
2018 - Completed Investigations



Investigations

<i>Juvenile Involved</i>	<i>2013</i>	<i>2014</i>	<i>2015</i>	<i>2016</i>	<i>2017</i>	<i>2018</i>
Cases	41	16	24	15	39	26

Juvenile involved cases include:
Criminal cases, runaways, child protective services, minor in possession/consumption, and missing persons.



Since October of 2001, the Lake Forest Park Police Department has partnered with the **Northshore Youth and Family Services Juvenile Intervention Program** designed for youth who have committed a first time, non-violent offense. The intervention program's objective is to provide proactive prevention and early intervention strategies to assist at-risk youth and their families in developing the skills necessary to succeed. The goal of the program is to reduce the likelihood of youth offending again. Northshore Youth and Family Services

(<http://northshoreyouthandfamilyservices.org/services.html>).

The number of participants between 2001 to 2018 was 66 (48 Male / 18 Female). In 2018, four (4) juveniles participated and successful in completing the program.

Most of the crimes committed were Minor in Possession/Consumption (29), Theft 3rd (8), and Drug related (9). Fifty-nine (61) participants have completed the program (92%) and five (5) participants have failed (8%). Nine (9) participants re-offended after successfully completing counseling and the average age of participants at time of acceptance is 15.6 years old.




Investigations

2018 - Investigation Highlight

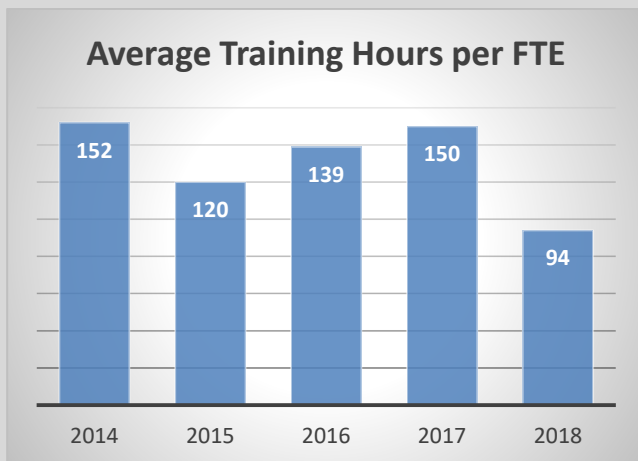
At the beginning of 2018 Detectives worked on a missing/runaway juvenile case. A 12-year-old female had been reported missing by her mother after not returning on a bus to the Lake Forest Park area. Through investigation it was discovered that the missing juvenile's mother recently had another child taken into protective custody and made no mention of the missing juvenile at that time.

Detectives contacted several past associates of the family hoping the juvenile went to one of them for help. The mother reported last seeing the juvenile getting on a bus in Lake Forest Park. Detectives requested video from transit attempting to determine where she had last exited the bus. Ultimately it was determined that the juvenile never boarded a bus in Lake Forest Park on the date given.

Fortunately, the juvenile's family and friends spread the word and she was quickly located in South Seattle with a family friend. Detectives met with the child in south Seattle and learned additional details that led to her disappearing days before her mother ever reported her missing. The juvenile was ultimately released to Child Protective Services.



Training



In 2018, we had less hours in training than in previous years. Several factors played into this. We had staffing issues that negated officers from attending certain training classes. Also, the department has had a run of mandatory training for all staff over the last 5 years. Having attended those classes, it has begun to show lower mandatory class attendance. For example, every officer is required to attend the 40-hour CIT course sometime in their career. There was a push for several years to have this has tampered off as most everyone has attended.



State Accreditation

The Lake Forest Park Police Department continues to follow the state accreditation standards set by the Washington State Association of Sheriffs and Police Chiefs. **Of the 260+ Police Departments in the State, only 56 have this Accreditation. The LFPPD is also one of 13 accredited agencies here in King County, of which there are 39.**

The purpose of law enforcement agency accreditation is to professionalize the law enforcement industry by providing a review process for agencies to be certified as operating under industry best practices and standards.

Benefits of Accreditation Include:

- To increase public confidence in the agency
- To increase credibility
- To provide a systemized agency self-assessment
- To broaden perspectives
- To intensify administrative and operational effectiveness
- To ensure recruitment, selection, and promotion processes are fair and equitable
- To strengthen understanding of agency policies and procedures by agency personnel
- To improve agency morale and pride
- To decrease susceptibility to litigation and costly civil court settlements
- To potentially reduce liability insurance costs
- To provide state and local recognition of professional competence

FBI National Academy

In 2018, Sergeant Mike Harden was selected to attend the Summer Session #273 of the FBI National Academy. The FBI National Academy is a professional course of study for U.S. and international law enforcement managers nominated by their agency heads because of demonstrated leadership qualities. The 10-week program—which provides coursework in intelligence theory, terrorism and terrorist mindsets, management science, law, behavioral science, law enforcement communication, and forensic science—serves to improve the administration of justice in police departments and agencies at home and abroad and to raise law enforcement standards, knowledge, and cooperation worldwide (FBI.gov, 2019). Currently the department has three FBINA Graduates.



Chief Steve Sutton
Session #239



Capt. Paul Armbrust
Session #261



Sgt. Mike Harden
Session #273

Community Policing / Outreach



National Night Out



Pink Patch Project



Chief for a Day



Community Policing / Outreach

Holiday Heroes "Shop with a Cop"



Special Olympics "Salmon BBQ"



Community Policing / Outreach

Social Media

In 2015, the Police Department and City of LFP began using social media on a regular basis. We maintained our social media reach with both Facebook and Twitter. The Nextdoor.com community continues to consistently grow its numbers and is the largest group of social media following. The police department postings have reached thousands of citizens with hundreds of thousands of views. We created the Community Partners Emergency Communication System, set up to notify community members of emergent issues involving natural hazards or police action.



<https://www.facebook.com/LakeForestParkPD>



https://twitter.com/lfpd_police



<https://nextdoor.com/agency-detail/wa/lake-forest-park/lake-forest-park-police-department/>

Lake Forest Park Community Partners Emergency Notification System

When an event occurs within the City or in neighboring jurisdictions that our community needs to know about, providing current and accurate information to the public is of great importance. The Police Department has created this system to notify residents, businesses, service providers, and other partners when an event occurs in the City that will be of interest to them. The system is web-based and utilizes cellular phone text notifications.

Block-Watch

Our Block-Watch program encourages neighbors to get to know each other and work together to prevent crime; it involves citizens being trained to recognize and report suspicious activity in their neighborhoods. Citizens and police work together against crime, and citizens work with each other during emergencies. In 2018, the department participated in the formation of over 60 Block-Watch groups.

Crime Watch

In 2018, 16 volunteers were actively participating in the program. A total of 225 houses, all 4 parks, and both schools were visually checked for suspicious activity. Throughout the year, 213 patrol days were logged for a total of 756.25 volunteer hours on patrol days. Additionally, 171 hours were logged by the coordinator, included are other non-crime watch activities.

<i>Crime Watch Checks</i>	<i>2017</i>	<i>2018</i>
<i>House Checks</i>	217	225
<i>Parks</i>	4	4
<i>Schools</i>	2	2

2018 Department Awards

Top-Gun Award

Officer Greg Stankatis

Chiefs Award

Records Spc. Karen Howell

Commendation Award

Sergeant Mike Harden

Commendation Award

Officer George Coleman

Commendation Award

Support Officer Steve Parken

Commendation Award

Reserve Officer Jackson Beard

Employee of the Year

Detective Amy Troxell